


Döllken Product Information

MD 63 Skirting Board System "Modern Design" with function



- 63 mm high- especially for renovations
- with two flexible lip seals to wall and floor- for perfect finish
- with two large cable ducts
- consisting of Decorative Profile MD 63 and Base Profile GP 20 (the same as für SL 48), for same easy concealed fixing
- Decorative Profile replaceable f.i. for mounting of cables

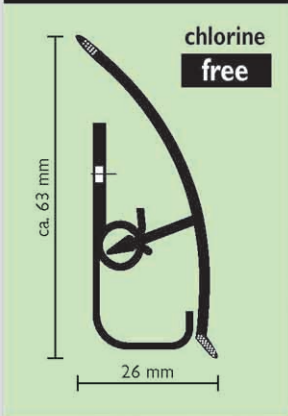
Profiles for Professionals

DÖLLKEN
W E I M A R
A SURTECO COMPANY

Professional Installation System

Döllken MD 63

Dimensions and Accessories

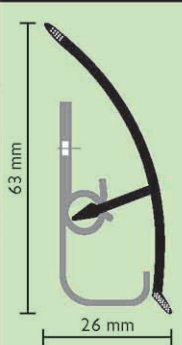


Accessories

- 17720 Internal corners 90° (printed)
- 17710 External corners 90° (printed)
- 17730 End caps, left (printed)
- 17731 End caps, right (printed)
- 17740 Connector straight (printed)

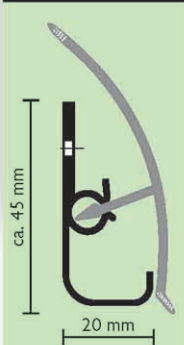


MD 63



Decorative Profile
1 unit = 20 x 2,5 m

GP 20



Base Profile GP 20
1 unit = 20 x 2,5 m

Specification

Skirting Board System consisting of Decorative Profile MD 63 with two flexible lip seals, Base Profile GP 20 and accessories, all consisting of hardwearing polyolefin. With two large cable ducts.

- Height: approx. 63 mm
- Edge coverage: approx. 24 mm
- Colour: ...
- Product: Döllken MD 63 (DP 63 and GP 20)
- Installation: Professional installation in accordance with the manufacturer's instructions, corners and ends with corner parts and end caps to match the decorative finish
- Fixing:
 - Base Profile:
 - Nails with suitable nail dowels
 - Screws with dowels (round headed screws or SPAX)
 - Suitable adhesive in accordance with manufacturer's instructions
 - Dekorative Profile:
 - In accordance with fitting instructions without any visible mounting elements

The chosen fastening system depends on the soundness of the wall structure, and the appropriate quality and rigidity should be ascertained by the installer. The base profile is cut to size and affixed to wall sitting on even floor covering in accordance with illustrated fitting instructions. The spacing of nails or screws is approx 45 cm (1,5') and a maximum of 4,5 cm (0,8") to wall corners. The Decorative Profile is clipped onto the Base Profile without any mounting elements. Use matching clip on elements for internal and external corners as well for ends.

Decors and Colours * New



W 042 natural beech W 043 maple W 041 dark beech W 044 light oak W 046 cherry light



W 109 cherry* W 110 cherry antique* W 111 elm* W 112 merbau* W 113 afzelia*



W 114 dark robinia* W 115 light robinia* W 116 brown walnut* W 117 limed oak* 0117 white



0138 light grey 436A alu-metallic W 056 cork

Distributed by